



## H2020 - Marie Skłodowska-Curie Actions (MSCA)

Country fact sheet: **Portugal (PT)**

Last refresh date: 5/12/18

### H2020 Key facts and figures (2014-2020)

Number of PT researchers funded by MSCA:	<b>716</b>
EU budget awarded to PT organisations (EUR million):	<b>66,67</b>
Number of PT organisations in MSCA:	<b>165</b>

In detail, the number of the organisation participations and the budget awarded to them, as well as the number of researcher mobilities involving these organisations:

Action	Number of Participations of PT organisations*		EU contribution (in EUR million) to PT organisations	Number Of Projects	PT researchers involved	Researchers going to PT organisations
COFUND	5	(5)	N/A	5	44	11
IF	70	(-)	10,28	65	125	65
ITN	181	(73)	38,13	97	235	118
NIGHT	27	(-)	1,25	8	N/A	0
RISE	126	(-)	17,01	72	312	318
<b>Total:</b>	<b>409</b>	<b>(78)**</b>	<b>66,67</b>	<b>247</b>	<b>716</b>	<b>512</b>

\* Number of Participations is the number of participations by organisations i.e. the total number of times that organisations in this country have participated in each action.

\*\*In brackets - partner organisations (included in the total number).

### Ranking (among MS):

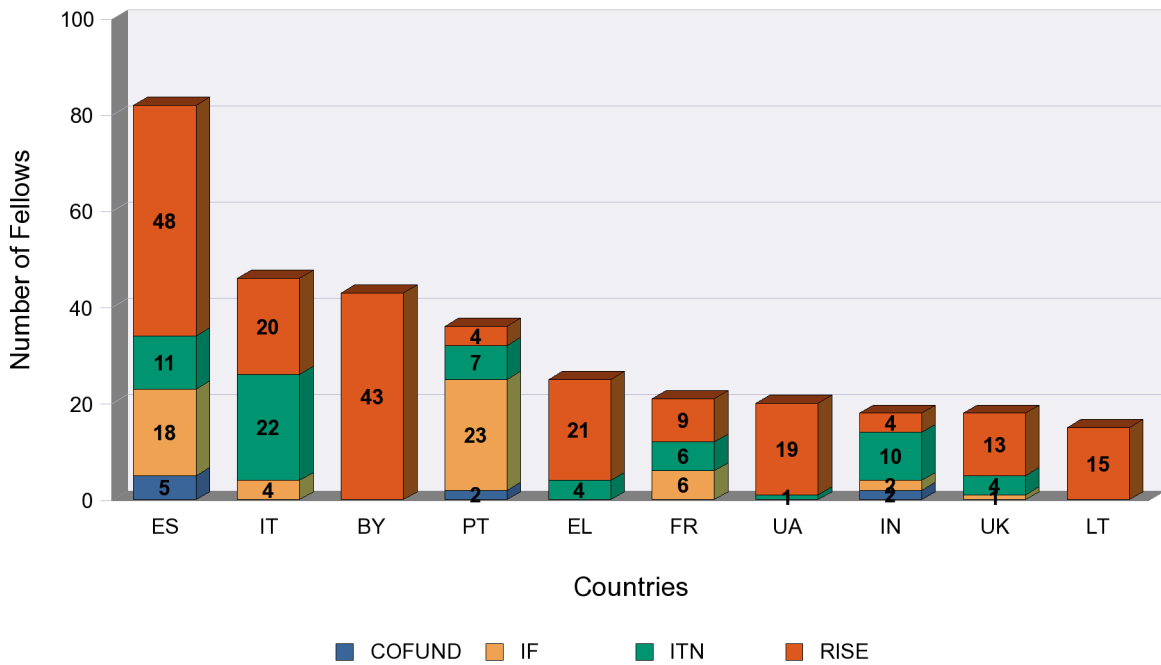
Success\_Rate rate of PT applicants\* : **12,3 %** MS average: **13,12 %**

Place	Ranking	PT	MS
10	No of applicants	3 692	2,51 %
12	EU contribution share (EUR million)	66,67	1,86 %
12	No of Participations of PT organisations	409	2,37 %

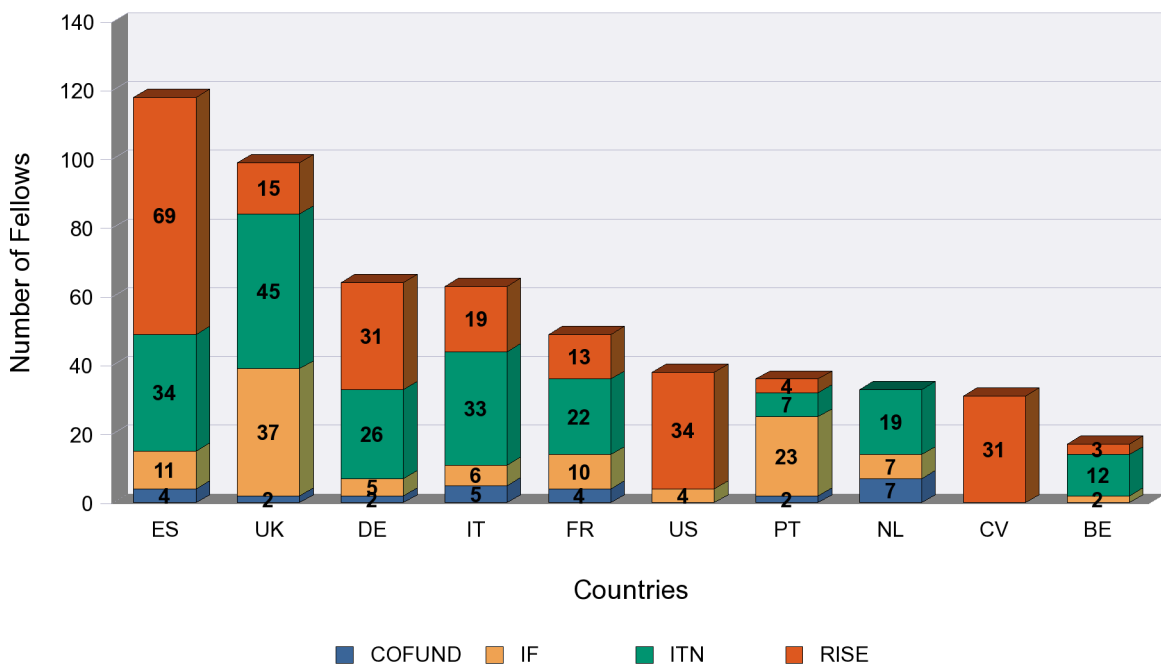
\* Success rate is determined by dividing the number of successful organisation participations to the number of eligible applying organisations.

#### Mobility patterns: fellowships

##### Fellows going to PT, grouped by their nationality (top 10 nationalities)



##### PT fellows (nationals) grouped by country of destination (top 10 countries)

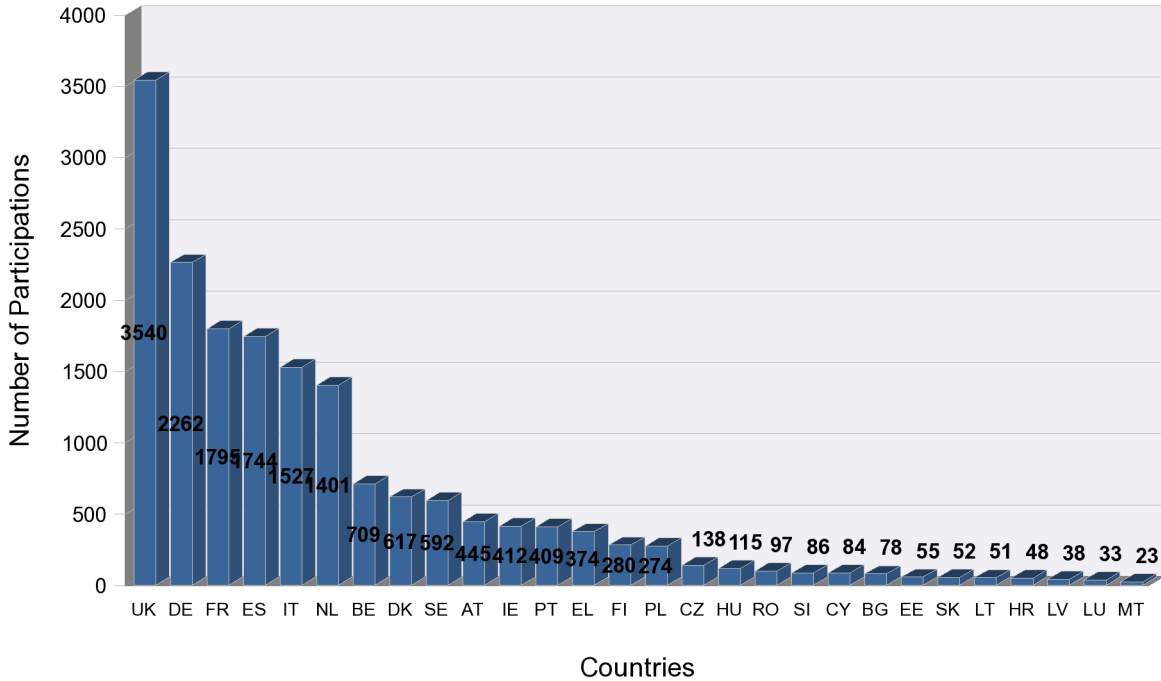


## H2020 - Marie Skłodowska-Curie Actions (MSCA)

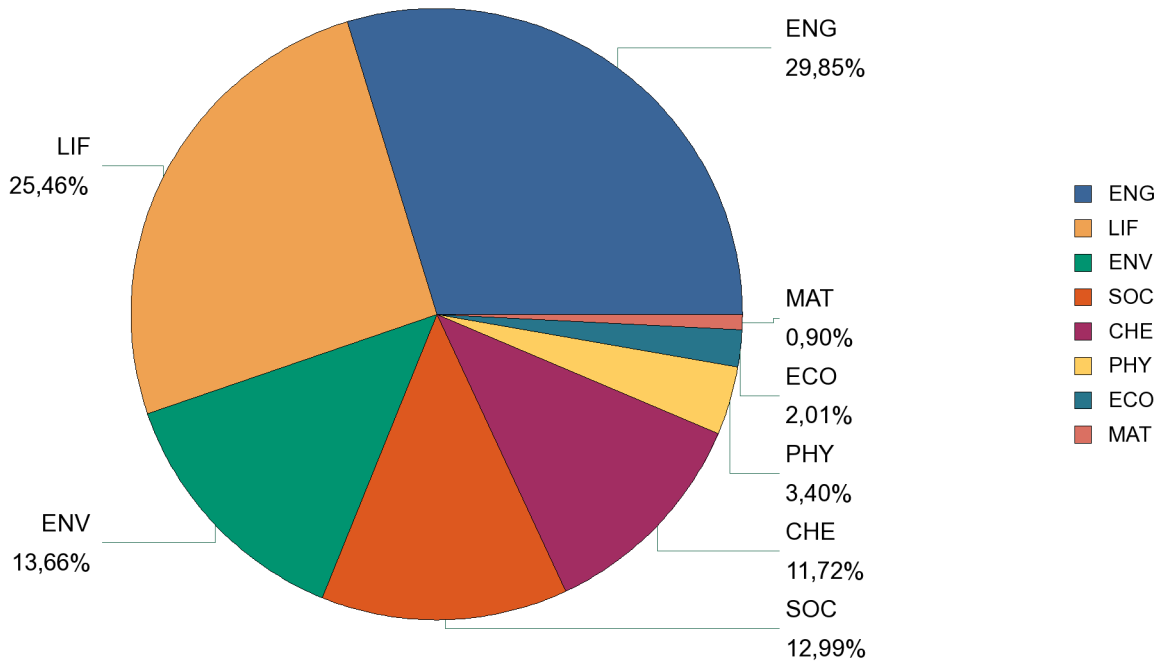
Country fact sheet: **Portugal (PT)**

Last refresh date: 5/12/18

### Number of participations of MS organisations



### Financial distribution by scientific panel (PT)

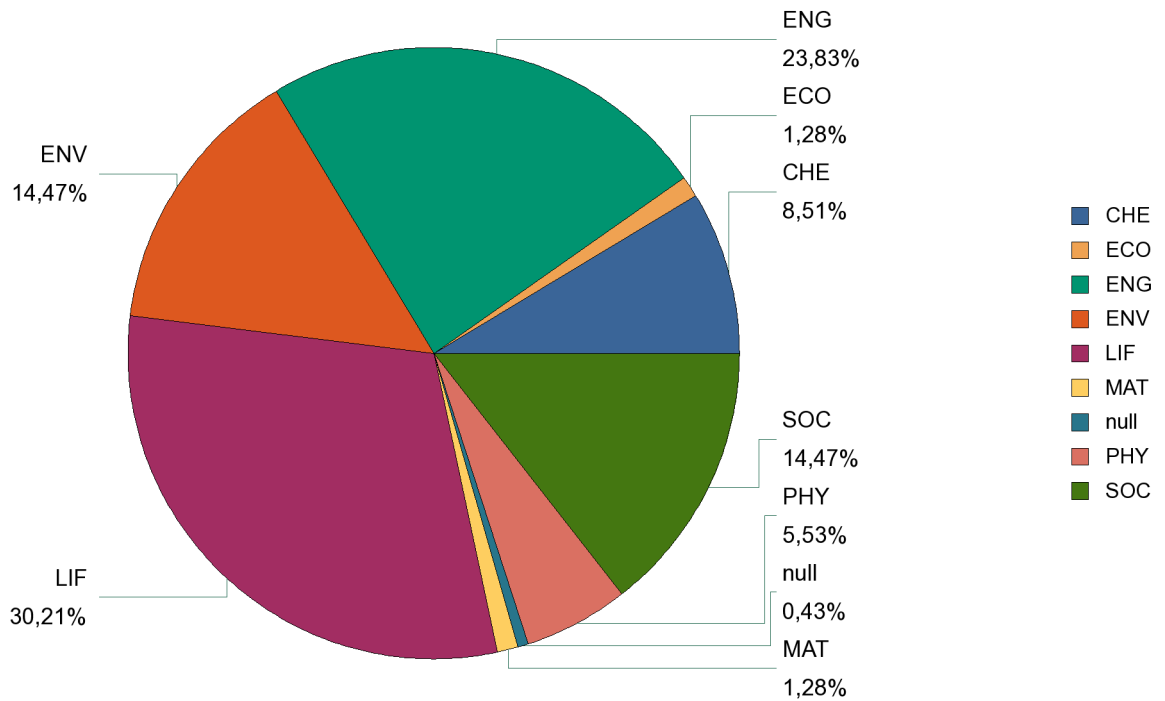


## H2020 - Marie Skłodowska-Curie Actions (MSCA)

Country fact sheet: **Portugal (PT)**

Last refresh date: 5/12/18

### Project distribution by scientific panel (PT)



### Gender of PT researchers involved in MSCA actions

Scientific Panel	Female	Male
Total (MS)	41 %	59 %
Total (PT)	48 %	52 %
CHE	43 %	57 %
COFUND - DP	54 %	46 %
COFUND - FP	45 %	55 %
ECO	14 %	86 %
ENG	36 %	64 %
ENV	49 %	51 %
LIF	63 %	37 %
MAT	0 %	100 %
PHY	32 %	68 %
SOC	51 %	49 %



## H2020 - Marie Skłodowska-Curie Actions (MSCA)

### Country fact sheet: Portugal (PT)

Last refresh date: 5/12/18

#### Top collaborative links with PT\*

Country	Number of Collaborations
DE - Germany	425
UK - United Kingdom	404
ES - Spain	397
FR - France	317
IT - Italy	273

\* A collaborative link is assumed to exist between each pair of participants in each contract. The number of collaborative links created by a project is calculated in the following way: When there are m participants from one country and p from another country in a project, the number of collaborative links created between the two countries as a result of the project is assumed to be m\*p.

#### Participating PT organisations by type of organisation

	Total	% Total	% Average MS
Academic	291	71,15 %	71,03 %
Non-Academic	118	28,85 %	28,97 %
• Private for Profit	91	22,25 %	25,02 %
• SMEs	54	13,20 %	10,56 %

#### Top PT participating organisations in terms of EU contribution (in EUR million)

Name	EU Contribution
UNIVERSIDADE DO PORTO	5,72
UNIVERSIDADE NOVA DE LISBOA	4,77
UNIVERSIDADE DE AVEIRO	4,11
UNIVERSIDADE DO MINHO	3,77
INSTITUTO SUPERIOR TECNICO	3,39

#### Top PT participating organisations in terms of number of participations

Name	Number of participations
UNIVERSIDADE DE AVEIRO	21
UNIVERSIDADE DO PORTO	20
UNIVERSIDADE NOVA DE LISBOA	19
UNIVERSIDADE DO MINHO	18
INSTITUTO SUPERIOR TECNICO	13



## H2020 - Marie Skłodowska-Curie Actions (MSCA)

Country fact sheet: **Portugal (PT)**

Last refresh date: 5/12/18

### Top PT private for profit entities participations

Name	Number of participations
SMALLMATEK - SMALL MATERIALS AND TECHNOLOGIES LDA	4
INOVA+ - INNOVATION SERVICES, SA	2
IDMIND - ENGENHARIA DE SISTEMAS LDA	2
HOVIONE FARMACIENCIA SA	2
SILICOLIFE LDA	2



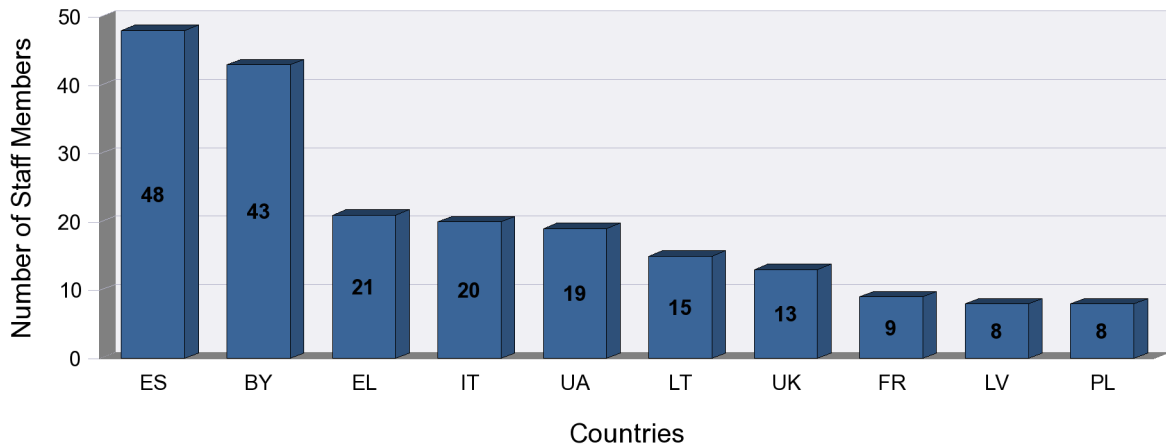
## H2020 - Marie Skłodowska-Curie Actions (MSCA)

Country fact sheet: **Portugal (PT)**

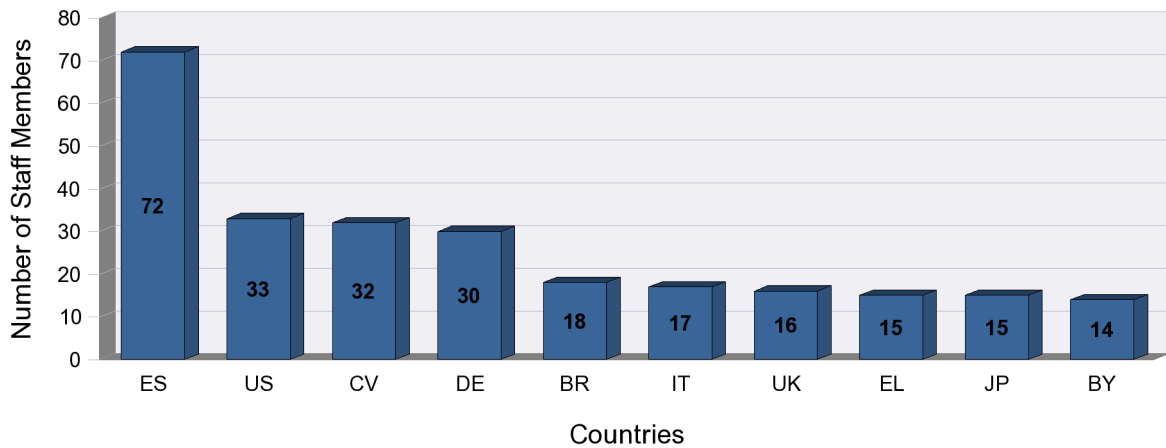
Last refresh date: 5/12/18

### Research and Innovation Staff Exchange (RISE) mobility pattern

Staff members going to PT, grouped by the sending organisation country (top 10 countries)



Staff members sent by PT, grouped by the host organisation country (top 10 countries)



## **List of the MS group country codes and their respective name**

---

Country Code	Country Name
AT	Austria
BE	Belgium
BG	Bulgaria
CY	Cyprus
CZ	Czech Republic
DE	Germany
DK	Denmark
EE	Estonia
EL	Greece
ES	Spain
FI	Finland
FR	France
GI	Gibraltar
HR	Croatia
HU	Hungary
IE	Ireland
IT	Italy
LT	Lithuania
LU	Luxembourg
LV	Latvia
MT	Malta
NL	Netherlands
PL	Poland
PT	Portugal
RO	Romania
SE	Sweden
SI	Slovenia
SK	Slovakia
UK	United Kingdom